

FREE SAMPLE

ADORABLE APOCALYPSE

EASY ADULT COLORING BOOK



Adorable Apocalypse Easy Adult Coloring Book:

Simple, Bold, Relaxing Fun for Adults

Free Sample

Images and Text © 2025

Andy Harris

Copyright © 2025 Color Croc. All Rights Reserved.

This free version is intended for personal, non-commercial use only. You may print this file at home for your own enjoyment. Redistribution, resale, uploading, or commercial reproduction—whether in part or in full, by any method—is strictly prohibited without prior written permission from Color Croc. For licensing, high res versions, or bulk use inquiries, please contact us at www.colorcroc.com.

WELCOME!

Thank you for downloading this free sample!

This free version is for home use so feel free to print off the pages and practice coloring.


Welcome to “Adorable Apocalypse” – where the end of the world has never looked so cute! This unique coloring book combines charming animals with the fascinating backdrop of a post-human world, creating a delightfully unhinged contrast.


Inside these pages, you’ll discover adorable critters making the best of their changed world—from rabbits roasting marshmallows near abandoned cars to foxes knitting in cozy bunkers. Each illustration features bold, clear lines and plenty of open spaces, perfect for colorists of all skill levels. So grab your coloring tools, find a comfortable spot (preferably in a well-stocked bunker), and let your imagination explore this adorably ruined world!


Happy coloring and remember... life finds a way!


Tips for Coloring Success

- 1. Plan your colors:** It's important to choose colors that will complement the design. Consider choosing colors that are harmonious and work well together, rather than colors that clash or distract from the overall design.
- 2. Start with light colors:** If you're working with pencils or markers, it's often easier to start with lighter colors and then layer on darker shades as you go. This will help you avoid smudging or covering up the lighter colors as you work.
- 3. Experiment with coloring techniques:** There are many different coloring techniques you can use to add depth and interest to your design. For example, you can use shading to create a sense of volume and dimension, or you can use layering to create a gradient effect. Experiment with different techniques to find what works best for you.
- 4. Take breaks:** Coloring these pages can be a relaxing and enjoyable activity, but it's important to take breaks and rest your eyes to avoid strain. Consider setting a timer for yourself and taking a short break every 20-30 minutes to stretch and rest your eyes.
- 5. Focus on the process:** Coloring can be a form of mindfulness, so try to focus on the present moment and enjoy the process rather than stressing about the final product. Remember that it's not about perfection, it's about finding enjoyment and relaxation in the activity.
- 6. Embrace happy accidents:** You can be as careful as possible and still find yourself making mistakes. It happens even to the great masters. All of these are unique designs, but have many similarities. This gives you freedom to make mistakes and still have others to rely on that look similar.









Want FREE stuff?



You can get **FREE** printable Adorable Apocalypse coloring pages that didn't fit into this book.

Just subscribe to our email newsletter.

No cost. No spam.

Be alerted when I release new coloring books and other products with your favorite art on it.

ColorCroc.com



FIND OTHER BOOKS AND GET FREE COLORING PAGES AT
ColorCroc.com